


1905 South Mount Prospect Road, Des Plaines, IL - Unit B



ML REALTY
PARTNERS

24' CLEAR UNIT NEAR O'HARE

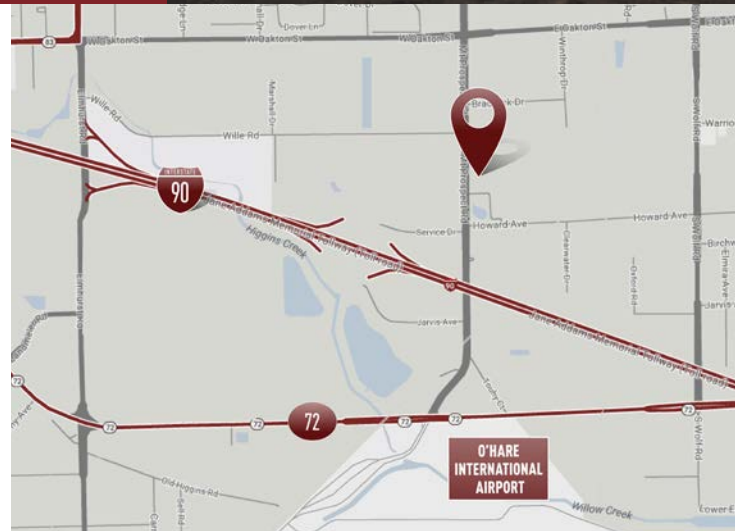
62,889 SF AVAILABLE

Building Specifications

Building Size:	251,529 SF
Available:	62,889 SF
Office:	1,851 SF - Expandable
Clear Height:	24' Clear
Loading:	5 Interior Docks
Drive In Doors:	1
Electric:	400 Amps, 480 Volts
Car Parking:	55 Spaces - Expandable
Column Spacing:	40' x 40'
Sprinkler System:	Wet

Building Features

- > Two blocks north of O'Hare International Airport
- > Immediate access to I-90 at Elmhurst Road
- > Ideal distribution/manufacturing center



For More Information Contact

CBRE

KEVIN SEGERSON

847-585-0680

kevin.segerson@cbre.com

CAL PAYNE

847-706-4995

calum.paynef@cbre.com

MATT MULVIHILL

847-706-4964

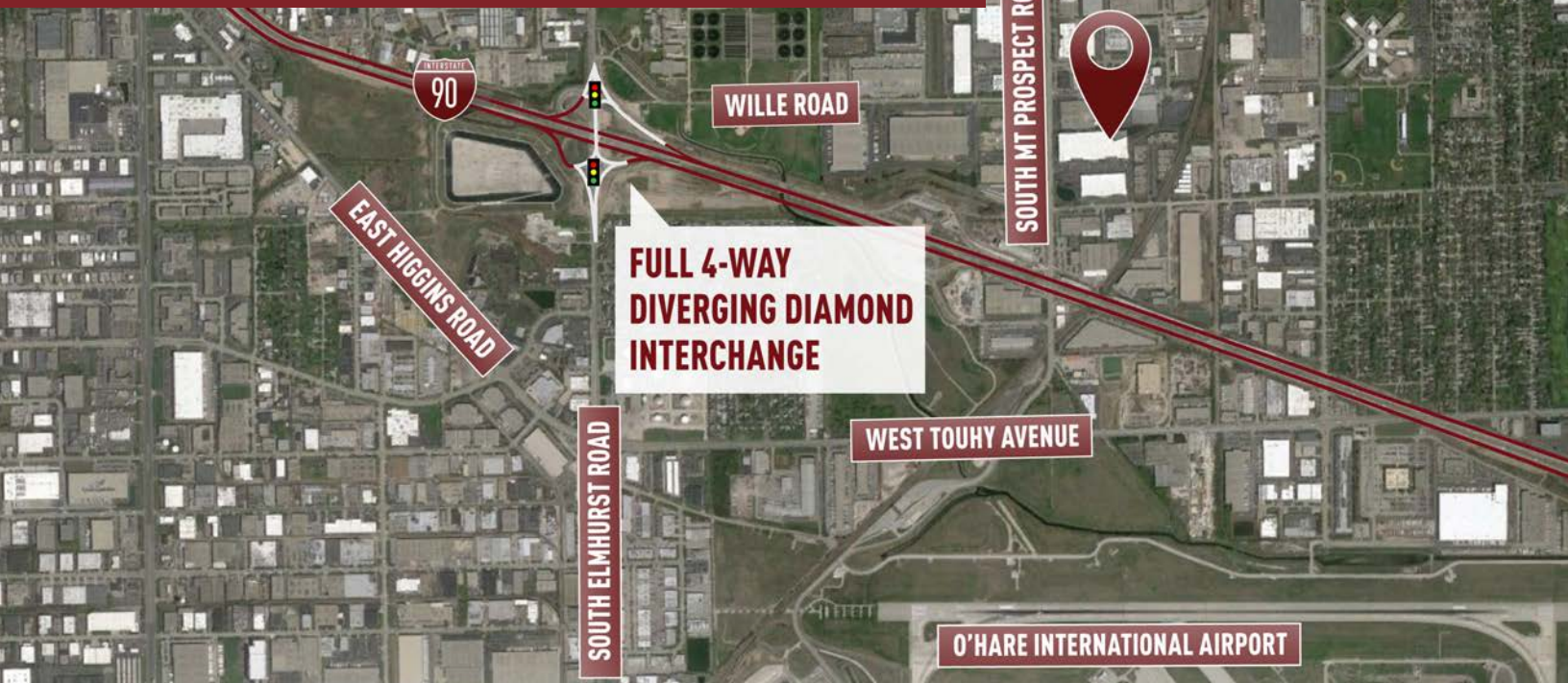
matt.mulvihill@cbre.com

Owner:


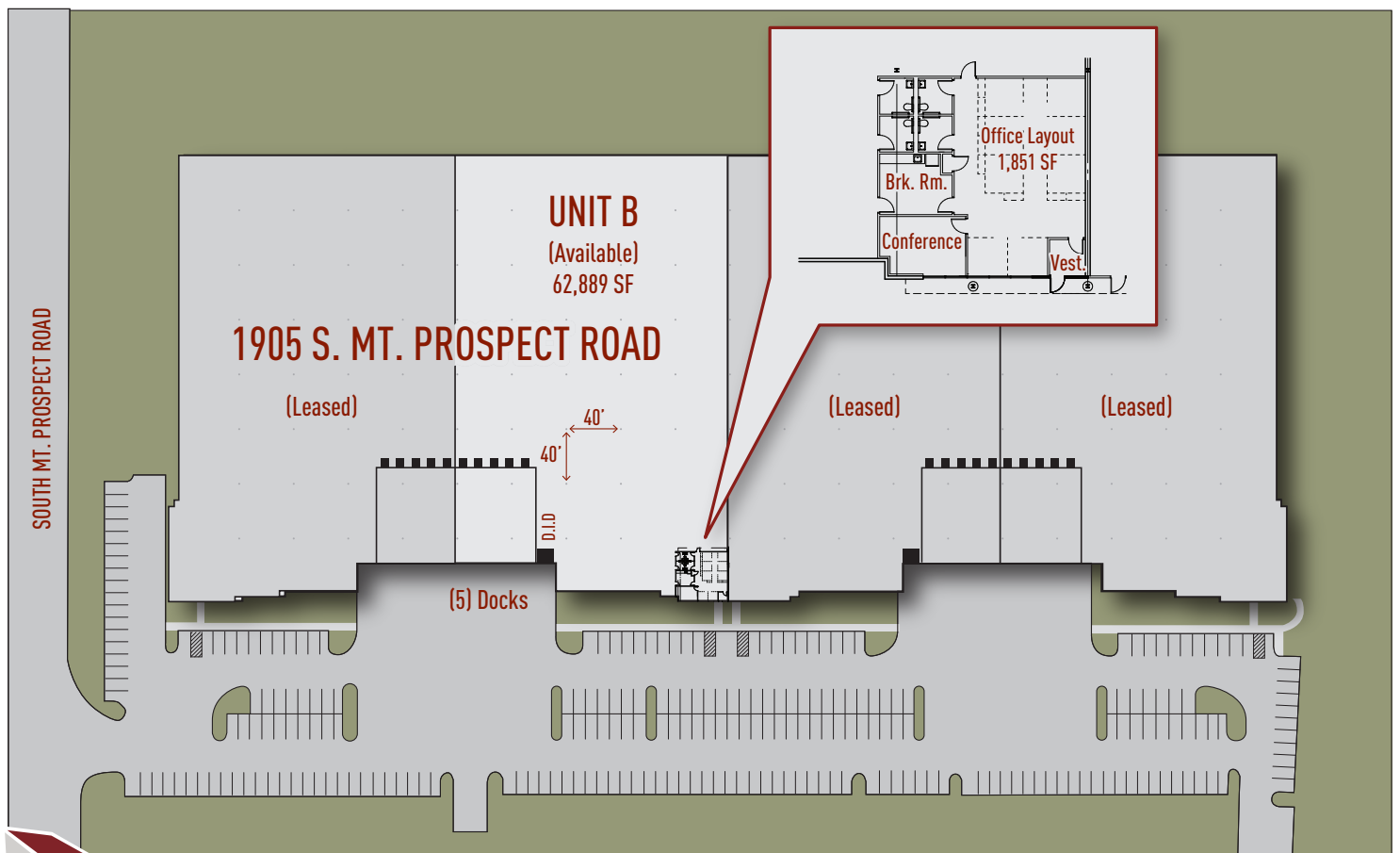
ML Realty Partners \ \ One Pierce Place, Suite 450, Itasca, Illinois 60143 \ \ 630-250-2900

Information contained herein is subject to change and verification, and no liability for errors or omissions is assumed. © 2017 All Rights Reserved. ML Realty Partners

1905 South Mount Prospect Road, Des Plaines, IL - Unit B



Master Plan Rendering



ML REALTY
PARTNERS



ML Realty Partners \ One Pierce Place, Suite 450, Itasca, Illinois 60143 \ 630-250-2900

Information contained herein is subject to change and verification, and no liability for errors or omissions is assumed. © 2017 All Rights Reserved. ML Realty Partners