

888 N. Central Avenue, Wood Dale, IL



ML REALTY  
PARTNERS



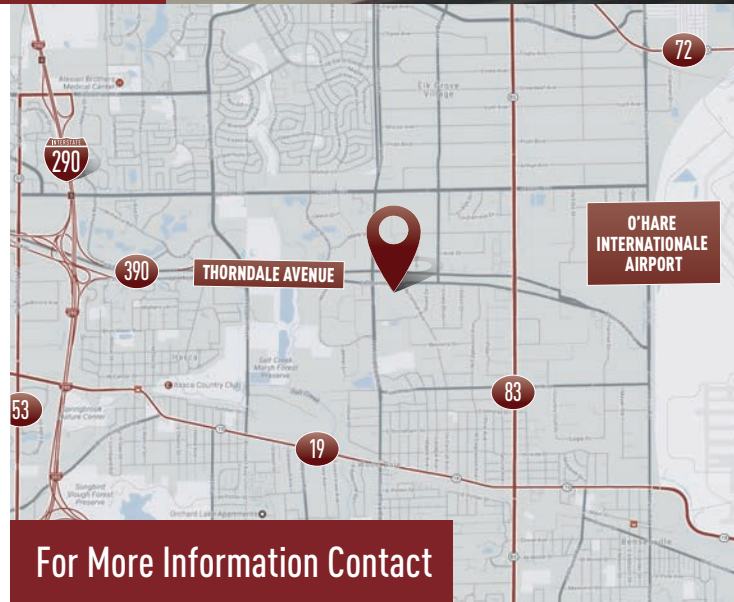
# 67,932 SF AVAILABLE

## Building Specifications

Building Size:	± 67,932 SF
Available:	± 67,932 SF
Office:	± 5,359 SF (1st Floor - 2,492 SF; 2nd Floor: 2,867 SF)
Clear Height:	24' Clear
Loading:	22 Exterior Docks
Drive in Doors :	1
Electric:	800 Amps, 120/208 Volts, 3-Phase
Lighting:	T5 With Motion Sensors
Car Parking:	68 Spaces
Column Spacing:	34' x 40'

## Building Features

- › ESFR sprinkler
- › Secured parking
- › DuPage County taxes
- › Separate driver's entrance
- › Immediate access to the new Elgin-O'Hare Expressway / I-390



For More Information Contact



**SAM DURKIN**

773-458-1377

sam.durkin@dam.jll.com

**KEITH STAUBER, SIOR**

773-458-1386

keith.stauber@dam.jll.com

**DOMINIC CARBONARI**

773-304-4102

dominic.carbonari@dam.jll.com

Owner:

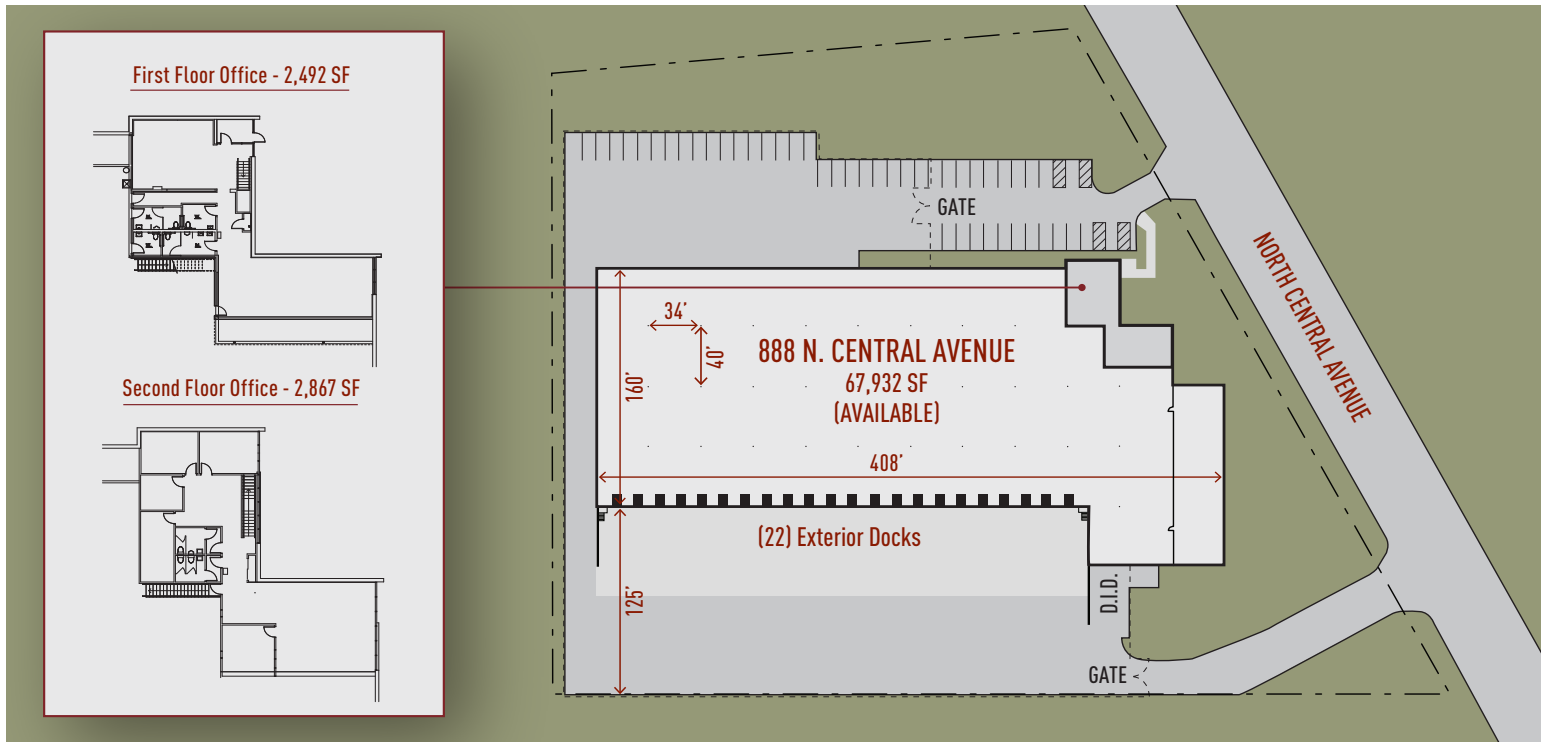
ML Realty Partners \ One Pierce Place, Suite 450, Itasca, Illinois 60143 \ 630-250-2900

Information contained herein is subject to change and verification, and no liability for errors or omissions is assumed. © 2017 All Rights Reserved. ML Realty Partners

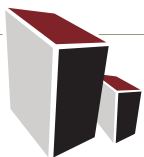
888 N. Central Avenue, Wood Dale, IL



## Master Plan Rendering



NORTH ↑



**ML REALTY**  
PARTNERS

ML Realty Partners \ \ One Pierce Place, Suite 450, Itasca, Illinois 60143 \ \ 630-250-2900

Information contained herein is subject to change and verification, and no liability for errors or omissions is assumed. © 2017 All Rights Reserved. ML Realty Partners