

2002 Avenue R, Grand Prairie, TX



ML REALTY
PARTNERS



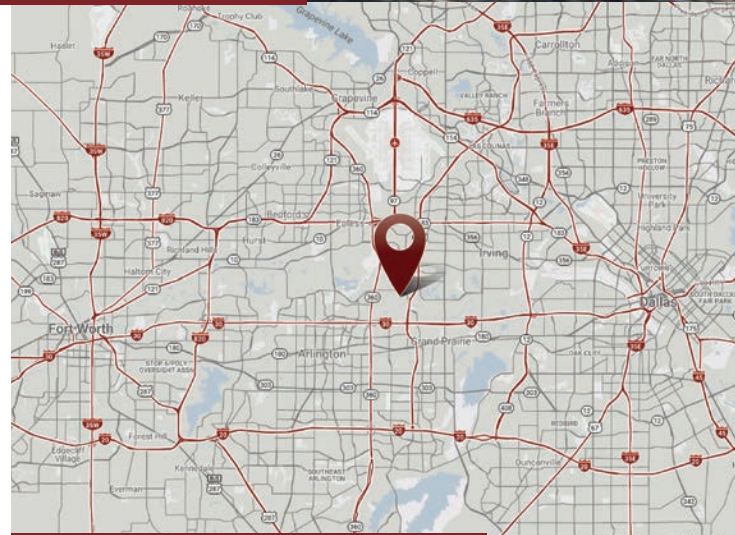
±104,000 SF AVAILABLE

Building Specifications

Building Size:	±104,000 SF
Available:	±104,000 SF
Office:	±2,648 SF
Clear Height:	23' Clear
Loading:	16 Dock High Doors with Levelers 1 (10'x10') Semi-Dock
Drive In Doors:	1 (10'x15') Grade Level Door
Lighting:	LED
Car Parking:	72
Column Spacing:	40' x 37' Typical
Sprinkler:	Yes

Building Features

- › Easy access to major thoroughfares
- › Professionally landscaped
- › 118' secured truck court



For More Information Contact

NAI Robert Lynn

MICHAEL STANZEL, SIOR
214-256-7122
mstanzel@robertlynn.com


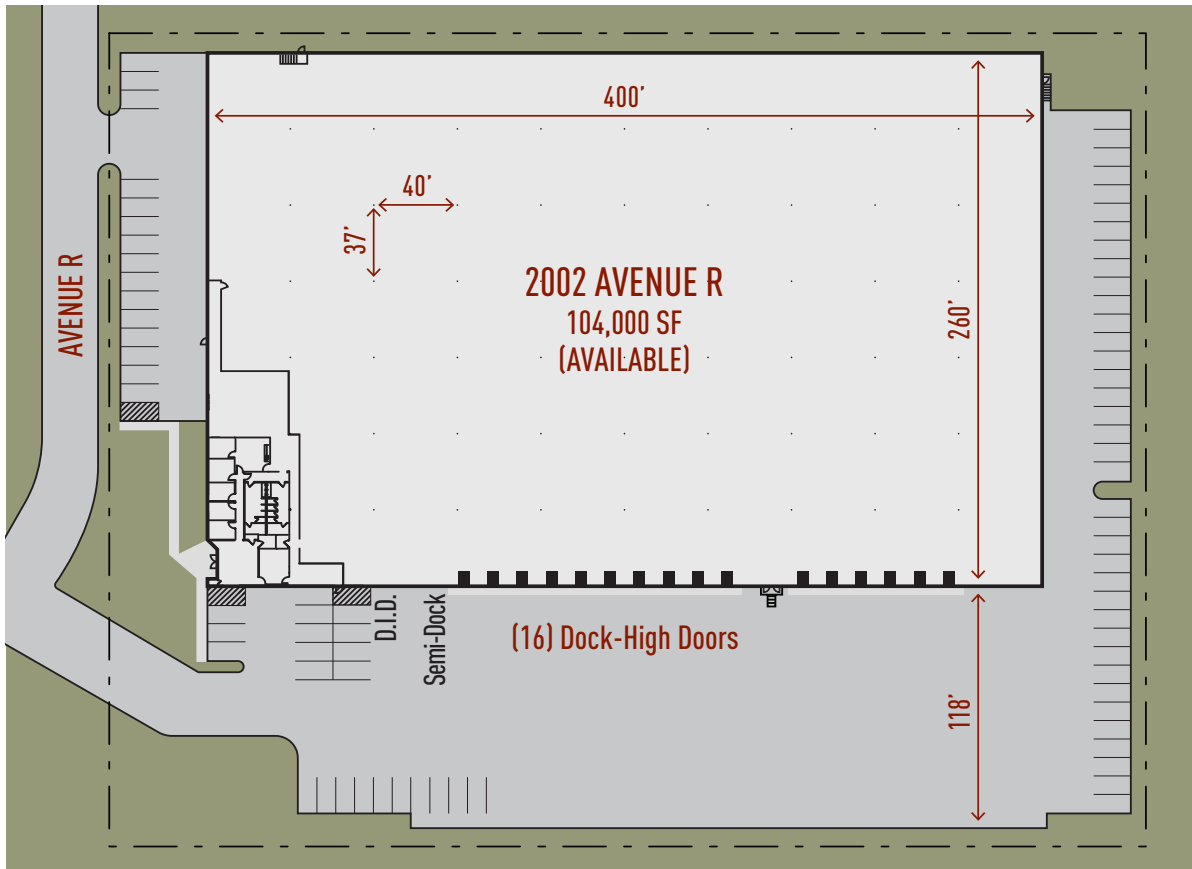
PATRICK EMBRY
214-256-7137
pembry@robertlynn.com

Owner:
ML Realty Partners \ 8150 N Central Expy, Suite M-2140, Dallas, TX 75206 \ 214-389-1155
Information contained herein is subject to change and verification, and no liability for errors or omissions is assumed. © 2017 All Rights Reserved. ML Realty Partners

2002 Avenue R, Grand Prairie, TX



Master Plan Rendering



ML REALTY
PARTNERS

NORTH ↑