


1151 Enterprise Drive, Coppell, TX



ML REALTY  
PARTNERS

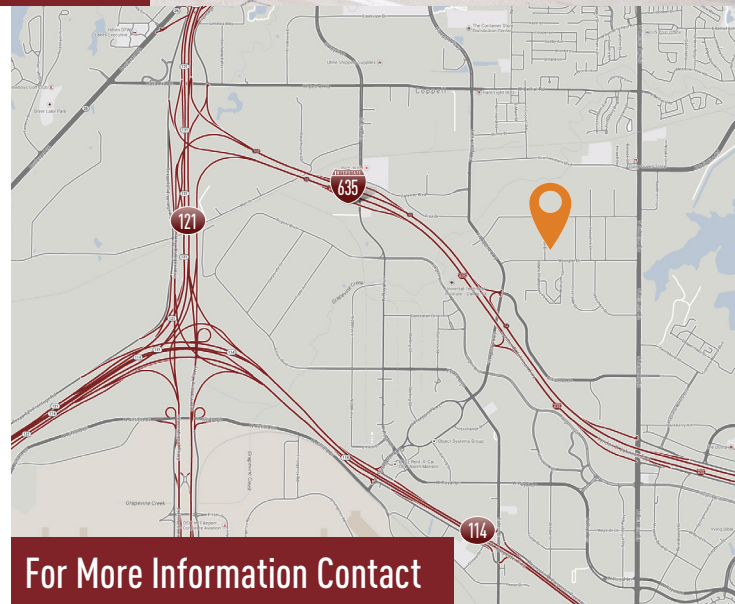


**130,500 SF AVAILABLE**

**Park West**  
COMMERCE CENTER

### Building Specifications

Building Size:	130,500 SF
Available:	130,500 SF
Office:	51,871 SF
Mezzanine:	9,537 SF
Clear Height:	22' Clear
Loading:	18 Dock High Doors
Drive-in Doors:	2
Auto Parking:	222 Stalls
Sprinkler System:	ESFR
Power:	1600 Amps, 277/480 Volts, 3-Phase
HVAC:	100%
Column Spacing:	45' X 42'



For More Information Contact

**STREAM**

**LENA THOMAS**

214-733-6787

lena.thomas@streamrealty.com

**JEREMY KELLY**

469-767-2075

jkelly@streamrealty.com

### Building Features

- › Building located in Park West Commerce Center
- › Direct access to I-635, Hwy 121, Hwy 114, and George Bush turnpike
- › Direct access to DFW International Airport

Owner:

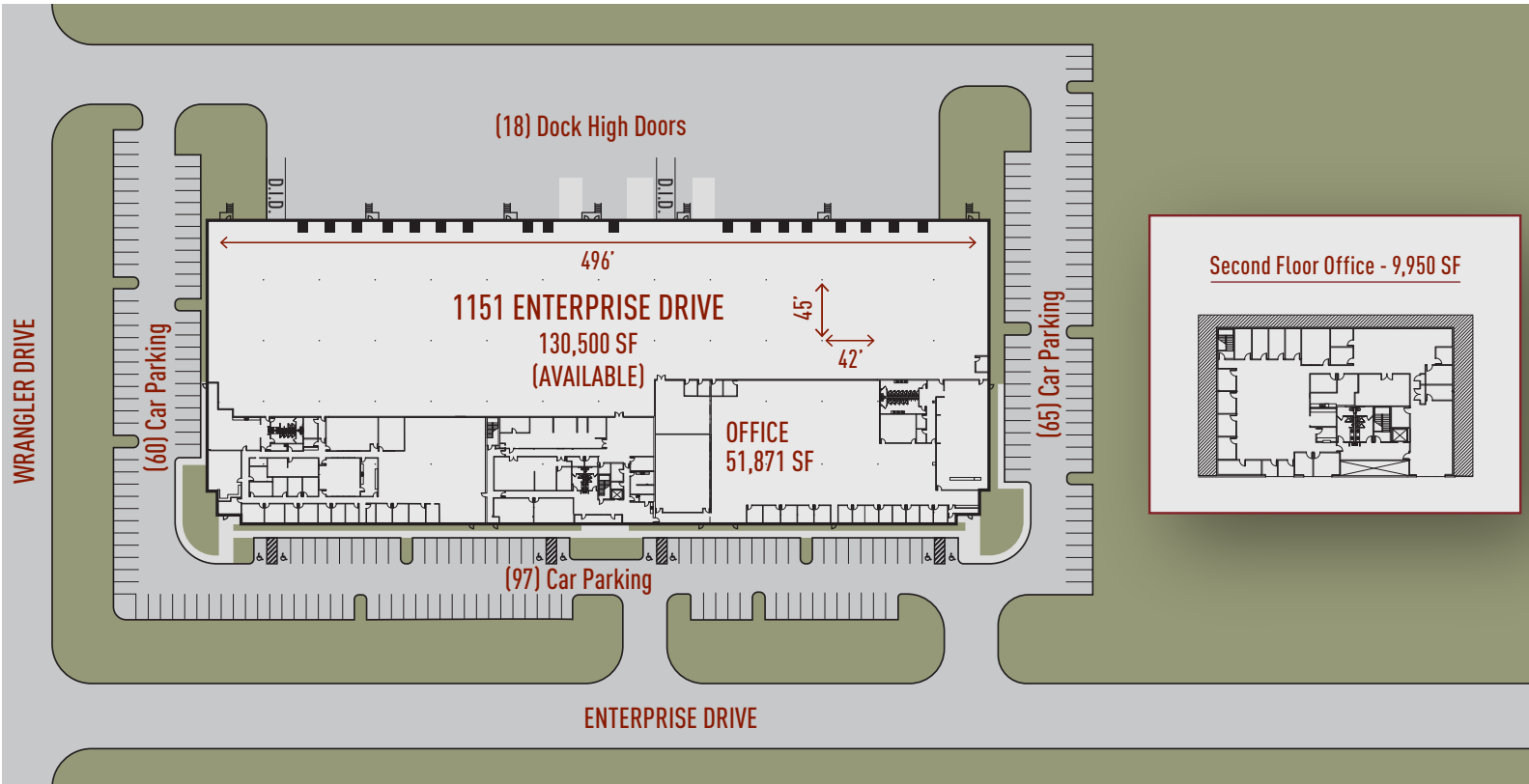
ML Realty Partners \ \ 8150 N Central Expy, Suite M-2140, Dallas, TX 75206 \ \ 214-389-1155

Information contained herein is subject to change and verification, and no liability for errors or omissions is assumed. © 2024 All Rights Reserved. ML Realty Partners

# 1151 Enterprise Drive, Coppell, TX



## Master Plan Rendering



**ML REALTY**  
PARTNERS

NORTH →

ML Realty Partners \ 8150 N Central Expy, Suite M-2140, Dallas, TX 75206 \ 214-389-1155

Information contained herein is subject to change and verification, and no liability for errors or omissions is assumed. © 2024 All Rights Reserved. ML Realty Partners